

Annual Inspection Report



Village Play Area

Client:	Nether Wallop Parish Cpouncil
Address:	F.A.O. Gail Foster Kingsmans Cottage Nether Wallop Stockbridge Hampshire SO20 8EW
Date:	7th May 2020
Inspector:	Peter Briggs

Assessed site risk at time of inspection

High Risk (13)

32 Manor Road Barton Seagrave Northants NN15 6WD

Mob: 07983 339879 Tel: 01536 724034

Email: p.briggs@seagraveinspectionsservices.co.uk

www.seagraveinspectionsservices.co.uk



GENERAL COMMENTS

Monitor area and review all fixings for security. The concept of the Operational/Annual/Post Installation is to assist the customer in providing a programme of works as recommended with any findings or EN failures. Consider a robust maintenance and inspection schedule. Guidance should be given that the installation process has been followed as per the manufactures/suppliers instructions.

The following notes form an important part of the inspection report - The equipment has been assessed to the relevant British version of the European Standard namely BSEN1176 for Playground Equipment, BSEN14974 for Wheeled Sports, BSEN15312 for Multi Use Games Areas and BSEN16630 for permanently installed Outdoor Fitness Gym Equipment. The standards mentioned are minimum standards and are not a legal requirement, where in the opinion of the Inspector compliance failure is noted then there is a risk assessed accordingly. Risk assessment is a legal requirement and should the need arise a court or a Health and Safety Inspector will ask to see the assessment, the level of risk has to be acceptable.

Seagrave Inspection Services Ltd risk assessment is based on Peter Heseltine and Bob Cooks Third Edition Assessing Risk on Children's Playgrounds, this is not a definitive list of terms of all equipment, however; the book principles will be applied, other factors such as accident statistics, Inspectors experience are also relevant.

Inspections are non-dismantling, for equipment that disappears into enclosed fixings dismantling inspection will be advised accordingly. Equipment over 2.5 metre heights are excluded from Seagrave Inspection Services Ltd, for wear parts above this height an advisory note will be provided if felt necessary.

Structural loadings should be provided by the manufacturer for all types of above mentioned equipment.

Guidance should be sought from the supplier for certification that the depth or type of surfacing used meets EN1177 for HIC requirements.

This report indicates the assessed level of risk at the time of visiting and not a given or implied guarantee to the installation process or product warranty. No dismantling of equipment took place or any other general maintenance. This report also does not confirm the playground will remain free from possible product conflict for the period until the next audit. Refer to the owner of the play area for any routine or operational inspections and the manufacturers recommended schedules for ongoing maintenance/inspection requirements before and after this audit.

There are three levels of inspection; Routine, Operational and Annual. The Annual Inspection checks the Operational and the Operational checks the Routine Inspections. A risk assessment is also provided where considered necessary and categorised on a score rating as follows;


Risk rating		Action
1 - 3	Very Low Risk	Monitor
4 - 7	Low Risk	Monitor and take reasonable action if required
8 - 12	Medium Risk	Take action to reduce if possible
13 - 20	High Risk	Take action ASAP to implement control measures
21+	Unacceptable Risk	Remove or immobilise immediately

ANCILLARY ITEMS

Ancillary items such as; seats, litter bins, gates, planting form part of the inspection along with comments relating to the facilities in close proximity to roadways, water courses, electrical substations, overhead cables and any structure considered a hazard i.e. general safety of the area.



<u>Item</u>	<u>Classification</u>	<u>Comments and Recommendations</u>
Access	Monitor	None
Pathways	Acceptable	Monitor
Fencing	Below average	See report
Gate(s)	Acceptable	Monitor use
Sign(s)	Present: Yes	See report
Seat(s)	Average	Monitor condition
Litter Bin(s)	Acceptable	Monitor use
Cleanliness	Average	Monitor use
Planting	Trees Grass	Monitor nearby trees Acceptable
Location	Monitor area	Monitor use

Item EN Compliance	N/a	Surface EN Compliance	N/a
--------------------	-----	-----------------------	-----




Item	Fencing				
Supplier	Unknown				
Surface	N/a				
Risk Rating Overall	Very Low	Low	Medium	High	Unacceptable
			8		

Findings at the time of inspection with risk number


	Rot/decay evident throughout. Recommendation: Consider to replace as required.	8
	As above finding. Recommendation: As above comment.	8
	Recommendation:	
	Recommendation:	

Item EN Compliance	N/a	Surface EN Compliance	N/a
--------------------	-----	-----------------------	-----



Item	Signage				
Supplier	Unknown				
Surface	N/a				
Risk Rating Overall	Very Low	Low	Medium	High	Unacceptable
		5			

Findings at the time of inspection with risk number

	Signage poor - damaged. Recommendation: Consider new signage.	5
	Recommendation:	
	Recommendation:	
	Recommendation:	

Item EN Compliance	Yes	Surface EN Compliance	No
--------------------	-----	-----------------------	----




Item	Multiplay Unit - End of Life Unit.				
Supplier	Lappset				
Surface	Woodchip				
Risk Rating Overall	Very Low	Low	Medium	High	Unacceptable
				13	

Findings at the time of inspection with risk number


	Decay/rot evident in most places. Recommendation: Consider to remove item as it might not be economically worthwhile to repair/replace components.	13
	As above finding. Recommendation: As above comment.	13
	As above. Recommendation: As above.	13
	As above. Recommendation: As above.	13

Item EN Compliance		Surface EN Compliance			
As above image					
Item					
Supplier					
Surface					
Risk Rating Overall	Very Low	Low	Medium	High	Unacceptable




As above.
Recommendation:
As above.

13



As above.
Recommendation:
As above.

13



As above.
Recommendation:
As above.

13

Item EN Compliance	Yes	Surface EN Compliance	No		
					
Item	1 Bay 2 Flat Swing - Limited Life Unit.				
Supplier	Lappset				
Surface	Woodchip				
Risk Rating Overall	Very Low	Low	Medium	High	Unacceptable
			12		



Slight damage to seat.
Recommendation:
Monitor this condition.

5




Loose fixing to cross bar.
Recommendation:
Retighten as required. Review "D" shackle and bush for evidence of wear as well.


12



As above finding.
Recommendation:
As above comment.

10

Item EN Compliance	N/a	Surface EN Compliance	N/a		
					
Item	Site				
Supplier	Unknown				
Surface	N/a				
Risk Rating Overall	Very Low	Low	Medium	High	Unacceptable



Site closed due to Covid-19
Recommendation:
Monitor use.

N/a

Item EN Compliance	Yes	Surface EN Compliance	Yes
--------------------	-----	-----------------------	-----



Findings at the time of inspection with risk number



Grass surfacing at present.

Recommendation:
Consider safety grass matting for this item.

4

Recommendation:

Recommendation:

Recommendation:

Item	Spring Unit				
Supplier	Sutcliffe				
Surface	Grass				
Risk Rating Overall	Very Low	Low	Medium	High	Unacceptable
		4			

Item EN Compliance	Yes	Surface EN Compliance	Yes
--------------------	-----	-----------------------	-----



Findings at the time of inspection with risk number



Grass surfacing at present.

Recommendation:
Consider safety grass matting for this item.

4

Recommendation:

Recommendation:

Recommendation:

Item	Spring Chair				
Supplier	Sutcliffe				
Surface	Grass				
Risk Rating Overall	Very Low	Low	Medium	High	Unacceptable
		4			

Item EN Compliance	Yes	Surface EN Compliance	Yes
--------------------	-----	-----------------------	-----



Findings at the time of inspection with risk number



Slight dents in chute area.

Recommendation:
Monitor this condition.

3



Unsure if grass matting extends around slide perimeter.

Recommendation:
Review and consider if necessary to install grass matting all round unit.


7

Recommendation:

Recommendation:





Item	Slide				
Supplier	Unknown				
Surface	Grass/Grass Matting				
Risk Rating Overall	Very Low	Low	Medium	High	Unacceptable
		7			

Item EN Compliance	Yes	Surface EN Compliance	Yes
--------------------	-----	-----------------------	-----




Item	1 Bay 2 Cradle Swing - Limited Life Unit.				
Supplier	Lappset				
Surface	Grass				
Risk Rating Overall	Very Low	Low	Medium	High	Unacceptable
			12		

Findings at the time of inspection with risk number

	Chain wear evident. Recommendation: Monitor and replace at 40% diameter of wear.	7
	Grass surfacing at present. Recommendation: Consider safety grass matting for this item.	7
	Loose fixing to cross bar. Recommendation: Retighten as required. Review "D" shackle and bush for evidence of wear as well.	12
	Wooden items show evident of weathering and decay in places. Recommendation: Monitor to review condition of the wood.	10

Item EN Compliance		Surface EN Compliance	
--------------------	--	-----------------------	--




Item					
Supplier					
Surface					
Risk Rating Overall	Very Low	Low	Medium	High	Unacceptable

Findings at the time of inspection with risk number

	Recommendation:	
	Recommendation:	
	Recommendation:	
	Recommendation:	

Item EN Compliance		Surface EN Compliance	
--------------------	--	-----------------------	--



Item					
Supplier					
Surface					
Risk Rating Overall	Very Low	Low	Medium	High	Unacceptable

Findings at the time of inspection with risk number

	Recommendation:	
	Recommendation:	
	Recommendation:	
	Recommendation:	

This document outlines the RPII position on inspections undertaken by the Inspectors listed on the RPII Register of Inspectors for Indoor Annual, Outdoor Annual, Outdoor Operational and Outdoor Routine.

Inspections are undertaken with reference to the standards listed in this preamble only; where no date for the standard is given it the date of the standard will be that current at the time of inspection with the exception of where overlap periods are granted by the standards committee when standards are updated. The information contained in reports is provided to assist the owner/operator in fulfilling their responsibilities as detailed in the relevant standard. Other standards referenced within the listed standards do not form part of the inspection.

The following standards are relevant to all installations of equipment that are publicly accessible to users; this would include public parks, play and play parks, schools, nurseries, public houses, holiday parks, indoor play centres, farm parks etc. All equipment used or employed in publicly accessible areas should meet with the requirements of the relevant standards (listed below);

BS EN 1176 Parts 1, 2, 3, 4, 5, 6, 10 & 11 Playground equipment intended for permanent installation outdoors & indoors.

BS EN 1176 Part 7 - 'Guidance on Installation, Inspection, Maintenance and Operation' (this document gives guidance to the owners/operators of the facility on the installation, inspection, maintenance and operation of playground equipment, including ancillary items).

Domestic play equipment falls outside of the scope of BS EN 1176 and has its own standard (BS EN 71 – Safety of Toys). Where domestic equipment can be identified this will be acknowledged in the report but any comments concerning compliance within the inspection will still refer to BS EN 1176.

Other equipment that is not clearly identified as unsupervised or domestic (natural play, self-build equipment etc.) will be assessed for compliance with the relevant standard listed below:

BS EN 15312 Multi use sports equipment
BS EN 14974 Wheeled sports equipment
BS EN 16630 Outdoor fitness equipment
BS EN 16899 Parkour equipment (plus RPII/API guidance notes)

Annual and Post Installation inspections will take into consideration compliance with current standards and defects related to wear and vandalism. Items not listed in the report have not been included in the inspection. The inspection will cover the playground equipment and the active area up to 3.0 metres around, or the fence line if closer.

Operational inspections only take into consideration defects related to wear and vandalism. Routine visual inspections (if undertaken) relate only to the most obvious defects such as broken or missing parts, vandalism and issues created by severe weather conditions (the intention is to identify hazards created by storm damage).

The inspection is non-dismantling, non-destructive and does not include for any structural, toxicology or impact assessments defined in the standard; however, the inspector will undertake a manual test for stability and if equipment fails under manual load, or any other hazard is identified as an unacceptable risk, the owner/operator will be notified as soon as practicably possible.

The inspector will access all standing surfaces as necessary on the equipment and assess all parts up to 2.5m above the standing surface. Where it is not possible to access parts of the equipment without employing an alternative means of access the report will record the action required by the owner/operator to ensure the continued safe use of the equipment. Ancillary equipment will be assessed using the inspector's knowledge and experience of the standards named in this document to ensure as far as is reasonably practicable the continued safe use of the items concerned. The owner/operator is responsible for the overall safety of the equipment and area. Inspectors who are trained to use ladders may use them where it is safe to do so, but if members of the public are present on-site ladders may not be used to access the equipment.

The inspector will not undertake any of the following works unless specifically agreed in writing at the time of order:

Checking the depth and underlying structural integrity of any surface areas and/or carrying out any testing of impact absorbing properties of any surfaces. The identification of any corrosion, rot or other deterioration in any apparatus or equipment other than by an external inspection or the inspection of any equipment (or part thereof) that is underground. Tightening any bolts, hinges or other fixing devices on any apparatus or equipment. Assessing or inspecting any electrical installations contained on any site and/or apparatus and/or equipment. Assessing or inspecting any water supplies and/or water features and/or any associated computerised systems (including carrying out any programming).

Where planting or trees are mentioned in the report no arboricultural or horticultural assessments of toxicity, suitability or condition are undertaken; the owner/operator should have suitable inspections provided by a competent person.

The owner/operator should have a 'design risk assessment' provided by the manufacturer/designer of the area for the equipment and location in which the facility is installed.

The operator is responsible for managing risks of their provision and is required by law to carry out a 'suitable and sufficient assessment' of the risks associated with a site or activity and this inspection shall be considered as contributing to the operator's discharge of this responsibility.

The details contained within the report are a snapshot of the condition at the time of inspection only and subsequent events may affect the condition of the facility. Suggested remedial actions are based on the knowledge and experience of the inspector and/or that of the inspection company. The owner/operator should seek the advice of the manufacturer or a competent person at all times when undertaking repairs and/or modifications to equipment.

Table 1

The operator is responsible for following the guidance of the relevant standards. The standards give guidance on the installation, inspection, maintenance and operation of the various types of facilities. The inspection guidance is listed in Table 1, with an indication of which parts will be included in an RPII Annual or Post-Installation Inspection. The relevant standards also contain additional parts which the operator should follow.

Inspection Recommendations of relevant standards Refer to relevant standards for full text	Annual Main	RPII Annual Outdoor/ Fully enclosed Inspection
6.1 and 6.2 c) Inspect and maintain in accordance with the manufacturer's instructions (see note 1)	✓	✗ [1]
6.2 a) Identify obvious hazards	✓	✓
6.2 b) Check for operation, stability and wear (see note 2)	✓	✓ [2]
6.2 b) Check sealed for life parts	✓	✗
6.2 b) Check for cleanliness, equipment ground clearances, ground surface finishes, exposed foundations, sharp edges, missing parts, excessive wear (of moving parts) and structural integrity (see note 2)	✓	✓ [2]
6.2 c) Overall levels of safety of equipment	✓	✓
6.2 c) Overall levels of safety of foundations (see note 2)	✓	✓ [2]
6.2 c) Overall levels of safety of surfaces (see note 3)	✓	✓ [3]
6.2 c) Compliance with the relevant parts of the standard (see note 4)	✓	✓ [4]
6.2 c) Undertaking the responsibility of the operator's periodic, systematic assessment of the effectiveness of all their safety measures (BS EN 1176-7, 8.2.1)	✓	✗
6.2 c) Effects of weather	✓	✓
6.2 c) Presence of rot or corrosion (see note 2)	✓	✓ [2]
6.2 c) Assessment of repairs made/added or replaced components (see note 5)	✓	✓ [5]
6.2 c) Excavation/dismantling/additional measures	✓	✗
6.3.1 Assessment of glass reinforced plastics (see note 6)	✓	✓ [6]
6.3.2 Maintenance of one post equipment (see note 2)	✓	✓ [2]

NB The clause numbers in table 1 are taken from BS EN 1176-7. The content is equally applicable to all other relevant standards listed herein.

- [1] Playgrounds contain a range of equipment from different manufacturers and installed over a number of years; operators should implement any guidance provided by the manufacturer. Item specific detail is not readily available to RPII Playground Inspectors, whose report contributes to the operator's overall Annual Main Inspection as detailed in the relevant standards.
- [2] A manual test only is undertaken for stability. Wear and instability are only detectable where readily apparent without dismantling or destruction and without the use of tools, excavation or specialist equipment. Rot and corrosion are tested for with a hammer and/or steel rod. Decay in timber may exist which can only be found with specialist equipment.
- [3] Only the visible condition and dimensional compliance of surface extent is considered. Neither testing of impact attenuating properties nor measurement of the thickness of bound surfaces are undertaken on RPII annual inspections.
- [4] The inspection assesses compliance where this can be tested on site using manual methods without dismantling, destruction and without the use of tools or specialist equipment.
- [5] The operator should use manufacturer's recommended parts, or equivalent. We are unable to verify if such parts have been used, and any subsequent change in quality or performance.
- [6] Visible glass fibres will be noted in reports. The operator is responsible for repairs or replacement.